




Made in Germany

Novelty

DIAMOND Tile Saw for jigsaws



Problem solver –
easily cuts any shape into tiles




*Patent
pending*



Präsentationsinhalt

The Perfect Solution.	1
Easy to Use.	2
Instructions.	4
Manufacturing Technology.	5
Single Packing & Display.	6
FAQs.	7
Contact.	9



The Perfect Solution

The **DIAMOND Tile Saw for jigsaws** has been especially developed to easily cut any shape into tiles.

Many home improvers have experienced problems when having to cut tidy holes or cut-outs into tiles.

„We have the perfect solution!“

With
UNIVERSAL
jigsaw blade
adaptor



- ✓ All you need is a customary jigsaw.
- ✓ Simply install the DIAMOND Tile Saw into your jigsaw and you're ready to start!
- ✓ Easily cuts perfect, accurate and tidy cut-outs and in any shape you want!
- ✓ The cutting method of the DIAMOND Tile Saw is ideal for fitting switches and sockets gap-free and for making cut-outs for plumbing or for any other purpose!



Easy to Use

The **DIAMOND Tile Saw** is ideally suited for both experts and amateur home improvers.

No matter what shape you need - round, rectangular, oval or individual shapes – the DIAMOND Tile Saw is your specialist when it comes to cutting tiles!

Tiles no longer have to be destroyed and put back together in single elements, as the tile remains complete.

Sockets, switches or piping – install whatever you like – gap-free, easy to use and with perfect results.

Any frustrating or difficult handling with tile nipper, rail tile cutter and tile miller is no longer necessary!



Electrical installations



Sanitary installations



Mosaic tile work







Easy to Use

The DIAMOND Tile Saw is a professional solution at good value for money when it comes to cutting tiles, giving you accurate and tidy cutting results!

No expensive special tools required!

The DIAMOND Tile Saw is not suitable for working material, which does not absorb water for cooling, such as concrete blocks, stoneware, marble etc.



Amazingly tidy cutting results

Instructions – How to Use



With UNIVERSAL jigsaw
blade adaptor

And this is how it works:

- Before working the tile, soak it completely for approx. 4-5 minutes in water. This will extend the tool's durability
- Install the DIAMOND Tile Saw into your jigsaw like any other jigsaw blade
- Install the blade with the diamond coating facing towards cutting direction
- Drill a hole of at least \varnothing 4 mm into the tile
- Place the soaked tile on two strips of wood with tile front showing downward
- Insert tile cutter in hole and rest jigsaw on back of tile
- Cut out designated shape by carefully pressing jigsaw forward.



Expert quality – Made in Germany

Not only does the initial idea to this innovative product come from Germany, but also the production of the blank, the diamond coating as well as the finishing of the tile saw blade are carried out in Germany.

The DIAMOND Tile Saw production is a special manufacturing process.

This unusual method of production can only be realised by very few manufacturers. At first, the blank is made of a special tool-steel and turned. Then, the universal-jigsaw adaptor is milled into the blank in a special processing method.

The subsequent diamond coating process is essential. After all, the diamonds have to resist high mechanical stress at high temperature. The blank is nickel-plated to guarantee best bonding results of diamonds and blank. The exact formulation of the nickel coating remains the manufacturer's well-kept secret.

It guarantees best durability and performance.





Single Packing & Display

Single packing:

Includes blister-box for storage

Content: 1 unit

Weight: Approx. 28g

Display / Counter Display:

Content: 50 units

Weight: Approx. 1.6 kg





1. What material is the DIAMOND Tile Saw made of?

Answer: The DIAMOND Tile Saw is made of special tool-steel, which tolerates bending without breaking. This guarantees best cutting results and great durability.

2. Can I install the DIAMOND Tile Saw into any jigsaw?

Answer: Generally spoken – yes, as a universal jigsaw-blade adaptor was chosen especially for this purpose. However, it may not fit into every exotic type of jigsaw.

3. What exactly can the DIAMOND Tile Saw cut?

Answer: Generally spoken, any tile can be worked. Best results are achieved at 8 mm tile thickness. The DIAMOND Tile Saw is not suitable for working material, which does not absorb water for cooling, such as concrete blocks, stoneware, marble etc.!!!

4. How long is the service life of the DIAMOND Tile Saw?

Answer: This depends on the tile, the applied force and the degree of strength used. The harder the tile material, the higher the wear. Only apply a slight amount of pressure as otherwise the DIAMOND Tile Saw will heat up and may damage the diamond coating.



5. Does the DIAMOND Tile Saw blade have to touch the jigsaw's guidance roller?

Answer: Yes, it should, in order to remain controllable in curves. The DIAMOND Tile Saw has no coating at the back. This ensures that the guidance roller is not damaged. The guidance roller of some jigsaws may stand back a little, however, the DIAMOND Tile Saw is able to bend back slightly to fit.

6. What can I do, if the DIAMOND Tile Saw no longer performs good results?

Answer: The diamonds have small gaps in-between, which may get clogged up with debris after use. In this case, clean the DIAMOND Tile Saw with a brush.

7. How are the diamonds bonded?

Answer: A nickel coating bonds the diamonds to the blank and holds them together.



Another innovative novelty from our catalogue of ideas!

Do we have your attention?

Then please contact us for further information.

MS Handelsvertretung, Consulting & Trading GmbH

Franzenburg 57a

D-35578 Wetzlar

Tel.: +49 (0) 6441-77602

Fax: +49 (0) 6441-77603

Email: info@fliesenfräser.de